



Install your **future**



SYSTEM **KAN-therm**

ultraLINE

Many possibilities,
one choice

EN 23/12

Ø 14-32 mm

Table of contents

System **KAN-therm** ultraLINE

Pipes	3
Connectors	5
Accessories	16
Tools	17



This commercial information is effective as of 01. 12. 2022 r. Availability of goods according to individual arrangements.
The photographs presenting the offered goods are for reference only. Actual colour and design details of the elements may differ from those presented in the photographs.
When the new catalogue is released, the information contained in the earlier version of the catalogue will be updated.
KAN Sp. z o.o. reserves the right to supplement, change or replace commercial and technical information at any time.
© KAN Sp. z o.o. copyrights All rights reserved. Text, images, graphics and their layout in KAN Sp. z o.o. publications are covered by copyrights.

SYSTEM KAN-therm ultraLINE

Pipes

PERTAL² pipe - coil

GROUP: U2



Size [mm]	*	Code			UM
14×2,0		2529334001	200	3000	m
16×2,2		2529334003	200	3000	m
20×2,8		2529334005	100	1500	m
25×2,5		2529334007	50	750	m
32×3,0		2529334009	50	600	m

Note:
Application class (acc. to ISO 10508) 1-5; 10 bar



PERTAL² pipe in grey insulation 6 mm - coil

GROUP: U2



Size [mm]	*	Code			UM
14×2,0		2529333000	50	800	m
16×2,2		2529333001	50	750	m
20×2,8		2529333002	50	650	m
25×2,5		2529333003	50	300	m
32×3,0		2529333004	50	350	m

Note:
Application class (acc. to ISO 10508) 1-5; 10 bar



PERTAL² pipe - bar

GROUP: U2



Size [mm]	*	Code			UM
14×2,0		2529334000	5	160	m
16×2,2		2529334002	5	120	m
20×2,8		2529334004	5	70	m
25×2,5		2529334006	5	40	m
32×3,0		2529334008	5	50	m

Note:
Application class (acc. to ISO 10508) 1-5; 10 bar



PEXC pipe - coil

GROUP: U2

Size [mm]	*	Code			UM
14×2,0		2529200000	200	3000	m
16×2,2		2529200001	200	3000	m
20×2,8		2529200002	100	1500	m

Note:
Application class (acc. to ISO 10508) 1-5; 10 bar





 coil  bar  pipes in tube  bag  carton box  pallet **N** new **i** available soon

* custom-made - lead time max 4 weeks | ** availability as agreed | *** while stock lasts



PEXC pipe in grey insulation 6 mm - coil

GROUP: U2

Size [mm]	*	Code			UM
14×2,0		2529195006	50	800	m
16×2,2		2529195007	50	750	m
20×2,8		2529195008	50	650	m

Note:
Application class (acc. to ISO 10508) 1-5; 10 bar



PERT² pipe - coil

GROUP: U2



Size [mm]	*	Code			UM
14×2,0		2529198000	200	3000	m
16×2,2		2529198001	200	3000	m
20×2,8		2529198002	100	1500	m

Note:
Application class (acc. to ISO 10508) 1-5; 10 bar



PERT² pipe in grey insulation 6 mm - coil

GROUP: U2



Size [mm]	*	Code			UM
14×2,0		2529195000	50	800	m
16×2,2		2529195001	50	750	m
20×2,8		2529195002	50	650	m

Note:
Application class (acc. to ISO 10508) 1-5; 10 bar

Connectors

Brass female connector



GROUP: U1

Size [mm]	*	Code			UM
14 Rp $\frac{1}{2}$ "		2509044000	10	150	pc.
16 Rp $\frac{1}{2}$ "		2509044001	10	150	pc.
20 Rp $\frac{1}{2}$ "		2509044002	10	150	pc.
20 Rp $\frac{3}{4}$ "		2509044003	10	120	pc.
25 Rp $\frac{3}{4}$ "		2509044004	5	70	pc.
32 Rp1"		2509044005	5	50	pc.



Brass male connector



GROUP: U1

Size [mm]	*	Code			UM
14 R $\frac{1}{2}$ "		2509045000	10	150	pc.
16 R $\frac{1}{2}$ "		2509045001	10	150	pc.
20 R $\frac{1}{2}$ "		2509045002	10	150	pc.
20 R $\frac{3}{4}$ "		2509045003	10	150	pc.
25 R $\frac{3}{4}$ "		2509045005	5	80	pc.
25 R1"		2509045004	5	70	pc.
32 R1"		2509045006	5	50	pc.



Brass coupling



GROUP: U1

Size [mm]	*	Code			UM
14		2509042000	10	160	pc.
16		2509042001	5	80	pc.
20		2509042002	5	80	pc.
25		2509042003	5	80	pc.
32		2509042004	5	60	pc.



PPSU coupling

GROUP: U1

Size [mm]	*	Code			UM
14		2566042000	10	160	pc.
16		2566042001	10	160	pc.
20		2566042002	10	160	pc.
25		2566042003	5	80	pc.
32		2566042004	5	60	pc.





Brass reducing coupling

GROUP: U1

Size [mm]	*	Code			UM
16 / 14		2509046006	10	160	pc.
20 / 14		2509046007	10	160	pc.
20 / 16		2509046008	10	160	pc.
25 / 16		2509046005	5	80	pc.
25 / 20		2509046009	5	80	pc.
32 / 25		2509046010	5	70	pc.



PPSU reducing coupling

GROUP: U1

Size [mm]	*	Code			UM
16 / 14		2566046002	10	160	pc.
20 / 14		2566046003	10	160	pc.
20 / 16		2566046004	20	400	pc.
25 / 16		2566046005	5	80	pc.
25 / 20		2566046000	5	80	pc.
32 / 25		2566046001	5	70	pc.



Brass coupling ultraLINE/Push

GROUP: U1

Size [mm]	*	Code			UM
N 14x2,0 / 14x2,0		2509042010	1	40	pc.
N 16x2,2 / 14x2,0		2509042011	1	40	pc.
N 16x2,2 / 18x2,5		2509042012	1	40	pc.
N 16x2,2 / 18x2,0		2509042013	1	40	pc.
N 20x2,8 / 18x2,5		2509042014	1	30	pc.
N 20x2,8 / 18x2,0		2509042015	1	30	pc.
N 25x2,5 / 25x3,5		2509042016	1	20	pc.
N 32x3,0 / 32x4,4		2509042017	1	20	pc.

Set includes: brass coupling, ultraLINE PVDF sliding sleeve and Push brass ring.





Brass tee

GROUP: U1

Size [mm]	*	Code			UM
14		2509257000	10	100	pc.
16		2509257001	10	80	pc.
20		2509257002	10	80	pc.
25		2509257003	5	40	pc.
32		2509257004	2	20	pc.

PPSU tee



GROUP: U1

Size [mm]	*	Code			UM
14		2566257000	10	100	pc.
16		2566257001	10	80	pc.
20		2566257002	10	80	pc.
25		2566257003	5	40	pc.
32		2566257004	2	20	pc.



Brass reducing tee

GROUP: U1

Size [mm]	*	Code			UM
14 / 16 / 14		2509260000	10	80	pc.
16 / 14 / 14		2509260001	10	80	pc.
16 / 14 / 16		2509260002	10	80	pc.
16 / 16 / 14		2509260003	10	80	pc.
16 / 20 / 16		2509260004	10	80	pc.
20 / 14 / 14		2509260005	10	80	pc.
20 / 14 / 16		2509260006	10	80	pc.
20 / 14 / 20		2509260007	10	80	pc.
20 / 16 / 16		2509260008	10	80	pc.
20 / 16 / 20		2509260009	10	80	pc.
20 / 20 / 16		2509260010	10	80	pc.
20 / 25 / 20		2509260011	5	40	pc.
25 / 14 / 20		2509260012	5	40	pc.
25 / 14 / 25		2509260013	5	40	pc.
25 / 16 / 16		2509260014	5	40	pc.
25 / 16 / 20		2509260015	5	40	pc.
25 / 16 / 25		2509260016	5	40	pc.
25 / 20 / 16		2509260026	5	40	pc.
25 / 20 / 20		2509260017	5	40	pc.
25 / 20 / 25		2509260018	5	40	pc.
25 / 32 / 25		2509260019	2	20	pc.
32 / 16 / 25		2509260020	2	20	pc.
32 / 16 / 32		2509260021	2	20	pc.
32 / 20 / 25		2509260022	2	20	pc.
32 / 20 / 32		2509260023	2	20	pc.
32 / 25 / 20		2509260027	2	20	pc.
32 / 25 / 25		2509260024	2	20	pc.
32 / 25 / 32		2509260025	2	20	pc.





 coil
  bar
  pipes in tube
  bag
  carton box
  pallet
  new
  available soon

* custom-made - lead time max 4 weeks | ** availability as agreed | *** while stock lasts



PPSU reducing tee



GROUP: U1

Size [mm]	*	Code			UM
14 / 16 / 14		2566260000	10	120	pc.
16 / 14 / 14		2566260001	10	80	pc.
16 / 14 / 16		2566260002	10	80	pc.
16 / 16 / 14		2566260003	10	80	pc.
16 / 20 / 16		2566260004	5	40	pc.
20 / 14 / 14		2566260005	10	80	pc.
20 / 14 / 16		2566260006	5	40	pc.
20 / 14 / 20		2566260007	5	40	pc.
20 / 16 / 16		2566260008	5	40	pc.
20 / 16 / 20		2566260009	5	40	pc.
20 / 20 / 16		2566260010	10	80	pc.
20 / 25 / 20		2566260011	5	40	pc.
25 / 14 / 20		2566260012	5	40	pc.
25 / 14 / 25		2566260013	5	40	pc.
25 / 16 / 16		2566260014	5	40	pc.
25 / 16 / 20		2566260015	5	40	pc.
25 / 16 / 25		2566260016	5	40	pc.
25 / 20 / 16		2566260026	5	40	pc.
25 / 20 / 20		2566260017	5	40	pc.
25 / 20 / 25		2566260018	5	40	pc.
25 / 32 / 25		2566260019	2	20	pc.
32 / 16 / 25		2566260020	2	20	pc.
32 / 16 / 32		2566260021	2	20	pc.
32 / 20 / 25		2566260022	2	20	pc.
32 / 20 / 32		2566260023	2	20	pc.
32 / 25 / 20		2566260027	2	20	pc.
32 / 25 / 25		2566260024	2	20	pc.
32 / 25 / 32		2566260025	2	20	pc.



Brass elbow 90°



GROUP: U1

Size [mm]	*	Code			UM
14		2509302000	10	180	pc.
16		2509302001	10	180	pc.
20		2509302002	10	120	pc.
25		2509302003	5	60	pc.
32		2509302004	5	30	pc.



PPSU elbow 90°

GROUP: U1



Size [mm]	*	Code			UM
14		2566302000	10	180	pc.
16		2566302001	10	120	pc.
20		2566302002	10	120	pc.
25		2566302003	5	60	pc.
32		2566302004	5	30	pc.

 coil
  bar
  pipes in tube
  bag
  carton box
  pallet
  new
  available soon

* custom-made - lead time max 4 weeks | ** availability as agreed | *** while stock lasts

Brass nipple coupling

GROUP: U1

Size [mm]	*	Code			UM
14 / 15		2509046000	20	160	pc.
16 / 15		2509046001	20	160	pc.
20 / 18		2509046002	10	120	pc.
25 / 22		2509046003	5	60	pc.
32 / 28		2509046004	5	60	pc.



Note:

The coupling can work with metal press systems such as KAN-therm Steel, KAN-therm Inox or KAN-therm Copper.



Brass female tee



GROUP: U1

Size [mm]	*	Code			UM
14 Rp½"		2509258000	5	60	pc.
16 Rp½"		2509258001	5	60	pc.
20 Rp½"		2509258002	5	50	pc.
20 Rp¾"		2509258003	5	50	pc.
25 Rp½"		2509258004	2	30	pc.
25 Rp¾"		2509258005	2	30	pc.
32 Rp½"		2509258007	2	20	pc.
32 Rp¾"		2509258008	2	20	pc.
32 Rp1"		2509258006	2	20	pc.



Brass female elbow 90°



GROUP: U1

Size [mm]	*	Code			UM
14 Rp½"		2509069000	10	120	pc.
14 Rp¾"		2509069001	10	100	pc.
16 Rp½"		2509069002	10	120	pc.
16 Rp¾"		2509069003	5	60	pc.
20 Rp½"		2509069006	10	100	pc.
20 Rp¾"		2509069007	5	40	pc.
25 Rp¾"		2509069004	5	30	pc.
32 Rp1"		2509069005	2	30	pc.



Brass male elbow 90°

GROUP: U1

Size [mm]	*	Code			UM
14 R½"		2509070000	10	120	pc.
16 R½"		2509070001	10	120	pc.
20 R½"		2509070002	10	120	pc.
20 R¾"		2509070003	10	100	pc.
25 R¾"		2509070004	5	40	pc.
32 R1"		2509070005	2	30	pc.



 coil  bar  pipes in tube  bag  carton box  pallet **N** new **i** available soon

* custom-made - lead time max 4 weeks | ** availability as agreed | *** while stock lasts



Brass female wallplate elbow - L = 41 mm

GROUP: U1

Size [mm]	*	Code			UM
14 Rp½"		2509286004	5	50	pc.
16 Rp½"		2509286007	5	50	pc.
20 Rp½"		2509286010	5	50	pc.

Note:
Height without plastic stop end.
Stop end is intended for leak test only.



Brass female wallplate elbow - L = 52.5 mm

GROUP: U1

Size [mm]	*	Code			UM
14 Rp½"		2509286003	5	40	pc.
16 Rp½"		2509286006	5	40	pc.
20 Rp½"		2509286009	5	40	pc.

Note:
Height without plastic stop end.
Stop end is intended for leak test only.



Brass female wallplate elbow - L = 54 mm

GROUP: U1

Size [mm]	*	Code			UM
25 Rp¾"		2509286012	2	30	pc.

Note:
Brass female wallplate elbow is sold without the plastic stop end.



Brass female wallplate elbow for dry screed L = 78 mm

GROUP: U1

Size [mm]	*	Code			UM
14 Rp½"		2509286005	2	20	pc.
16 Rp½"		2509286008	2	20	pc.
20 Rp½"		2509286011	2	20	pc.



Junction box with brass wallplate elbow

GROUP: U1

Size [mm]	*	Code		UM
N 16×2,2		2509042026	1	pc.
N 20×2,2		2509042027	1	pc.

coil bar pipes in tube bag carton box pallet **N** new available soon

* custom-made - lead time max 4 weeks | ** availability as agreed | *** while stock lasts

Junction box with brass threaded wallplate elbow

GROUP: U1

Size [mm]	*	Code		UM
N 16x2,2		2509042028	1	pc.
N 20x2,2		2509042029	1	pc.



Brass female wallplate elbow U-type - L = 41 mm

GROUP: U1

Size [mm]	*	Code			UM
14 Rp½"		2509286000	5	45	pc.
16 Rp½"		2509286001	5	45	pc.
20 Rp½"		2509286002	5	45	pc.



Note:

Height without plastic stop end.
Stop end is intended for leak test only.

Brass elbow with Cu Ø15 pipe - L = 300 mm

GROUP: U1

Size [mm]	*	Code		UM
14		2509071000	50	pc.
16		2509071002	50	pc.
20		2509071004	50	pc.


Note:

Variants of connecting fittings with nickel-plated pipes with all kinds of appliances are described in the "Designer and Contractor Guidebook".



Brass elbow with Cu Ø15 pipe - L = 750 mm

GROUP: U1

Size [mm]	*	Code		UM
14		2509071001	25	pc.
16		2509071003	25	pc.
20		2509071005	25	pc.

Note:

Variants of connecting fittings with nickel-plated pipes with all kinds of appliances are described in the "Designer and Contractor Guidebook".



Brass elbow with Cu Ø15 pipe - L = 300 mm

GROUP: U1

Size [mm]	*	Code		UM
14		2509071006	10	pc.
16		2509071007	10	pc.

Note:

Variants of connecting fittings with nickel-plated pipes with all kinds of appliances are described in the "Designer and Contractor Guidebook".





Brass tee with Cu Ø15 pipe - L = 300 mm

GROUP: U1

Size [mm]	*	Code		UM
14		2509261000	50	pc.
16		2509261002	50	pc.
20		2509261008	50	pc.

Note:

Variants of connecting fittings with nickel-plated pipes with all kinds of appliances are described in the "Designer and Contractor Guidebook".



Brass tee with Cu Ø15 pipe - L = 750 mm

GROUP: U1

Size [mm]	*	Code		UM
14		2509261001	25	pc.
16		2509261003	25	pc.
20		2509261009	25	pc.

Note:

Variants of connecting fittings with nickel-plated pipes with all kinds of appliances are described in the "Designer and Contractor Guidebook".



Brass reducing tee with Cu Ø15 pipe - L = 300 mm, left

GROUP: U1

Size (d1/d2) [mm]	*	Code		UM
16 / 14		2509261004	50	pc.
20 / 16		2509261010	40	pc.

Note:

When connecting radiators with reducing tees, use the set consisting of the left and right tees.

Variants of connecting fittings with nickel-plated pipes with all kinds of appliances are described in the "Designer and Contractor Guidebook".



Brass reducing tee with Cu Ø15 pipe - L = 300 mm, right

GROUP: U1

Size (d1/d2) [mm]	*	Code		UM
16 / 14		2509261005	50	pc.
20 / 16		2509261011	40	pc.

Note:

When connecting radiators with reducing tees, use the set consisting of the left and right tees.

Variants of connecting fittings with nickel-plated pipes with all kinds of appliances are described in the "Designer and Contractor Guidebook".



Brass reducing tee with Cu Ø15 pipe - L = 750 mm, left

GROUP: U1

Size (d1/d2) [mm]	*	Code		UM
16 / 14		2509261006	25	pc.
20 / 16		2509261012	25	pc.

Note:

When connecting radiators with reducing tees, use the set consisting of the left and right tees.

Variants of connecting fittings with nickel-plated pipes with all kinds of appliances are described in the "Designer and Contractor Guidebook".

Brass reducing tee with Cu Ø15 pipe - L = 750 mm, right

GROUP: U1

Size (d1/d2) [mm]	*	Code		UM
16 / 14		2509261007	25	pc.
20 / 16		2509261013	25	pc.

Note:

When connecting radiators with reducing tees, use the set consisting of the left and right tees.
Variants of connecting fittings with nickel-plated pipes with all kinds of appliances are described in the "Designer and Contractor Guidebook".



Eurocone adapter for Cu Ø15 pipe

GROUP: A

Size [mm]	*	Code			UM
15 G¾"		1709043005	15	150	pc.

Note:

The adapter is compatible with fittings for union connections with male threads and radiator combined valves.



Eurocone adapter for Cu Ø15 pipe

GROUP: A

Size [mm]	*	Code			UM
15 G½"		1709043003	20	300	pc.


Note:

Adapter is compatible with nipples and fittings for union connections.



Universal eurocone adapter for Ø15 pipes

GROUP: A

Size [mm]	*	Code			UM
15 G¾"		1709043010	15	150	pc.

Note:

Universal adapter, enabling connection of metal pipes (e.g. copper, nickel-plated copper, KAN-therm Steel and Inox system pipes) with a diameter of 15 mm. The construction of the adapter allows for its multiple use.



Compression for Cu Ø15 pipes

GROUP: A

Size [mm]	*	Code			UM
15 G½"		1709043011	20	300	pc.

Note:

The compression fitting is compatible with KAN connection body, various types of thermostatic valve stubs and some fittings for union connections with female thread G½".





Nickel-plated male/female connection body for Ø15 pipe

GROUP: A

Size [mm]	*	Code							UM
15 G½"		1709040000							20 200 pc.

Note:

To be used together with a compression for Cu Ø15 mm pipe (1709043011) when connecting radiators with female ½" thread using fittings with nickel-plated Cu Ø15 mm pipes.



Brass stop end

GROUP: U1

Size [mm]	*	Code							UM
14		2509250000							10 350 pc.
16		2509250001							10 200 pc.
20		2509250002							10 150 pc.
25		2509250003							5 150 pc.
32		2509250004							5 60 pc.



PVDF sliding sleeve

GROUP: U1

Size [mm]	*	Code							UM
14		2509335000							50 700 pc.
16		2509335001							50 500 pc.
20		2509335002							30 300 pc.
25		2509335003							20 200 pc.
32		2509335004							10 100 pc.



Brass threaded connector

GROUP: U1

Size [mm]	*	Code							UM
14		2510042000							10 120 pc.
16		2510042001							10 120 pc.
20		2510042002							10 120 pc.

Note:

ultraLINE PERTAL² pipes require calibration and chamfering before connecting with fitting.



Brass female threaded connector

GROUP: U1



Size [mm]	*	Code							UM
14 G½"		2510044000							10 150 pc.
16 G½"		2510044001							10 150 pc.
20 G½"		2510044002							10 150 pc.

Note:

ultraLINE PERTAL² pipes require calibration and chamfering before connecting with fitting.

Brass male threaded connector

GROUP: U1

Size [mm]	*	Code			UM
14 G $\frac{1}{2}$ "		2510045000	10	150	pc.
16 G $\frac{1}{2}$ "		2510045001	10	150	pc.
20 G $\frac{1}{2}$ "		2510045002	10	150	pc.
N 25 G $\frac{3}{4}$ "		2509045007	5	80	pc.

Note:

ultraLINE PERTAL² pipes require calibration and chamfering before connecting with fitting.
 $\frac{1}{2}$ " threads are equipped with O-Ring seal.
 Connectors with $\frac{1}{2}$ " threads are adapted for direct screwing into the manifold beam - sealing of the connection is done by means of an O-Ring seal.



Brass Eurocone adapter



GROUP: U1

Size [mm]	*	Code			UM
14 G $\frac{3}{4}$ "		2510271000	10	120	pc.
16 G $\frac{3}{4}$ "		2510271001	10	120	pc.



Brass female half union with flat seal

GROUP: U1

Size [mm]	*	Code			UM
14 G $\frac{1}{2}$ "		2510105000	10	120	pc.
14 G $\frac{3}{4}$ "		2510105001	10	120	pc.
16 G $\frac{1}{2}$ "		2510105002	10	120	pc.
16 G $\frac{3}{4}$ "		2510105003	10	120	pc.
20 G $\frac{1}{2}$ "		2510105004	10	80	pc.
20 G $\frac{3}{4}$ "		2510105005	10	80	pc.
25 G1"		2510105006	5	60	pc.
25 G $\frac{3}{4}$ "		2510105007	5	60	pc.
32 G1"		2510105009	5	50	pc.
32 G1 $\frac{1}{4}$ "		2510105008	5	40	pc.



Eurocone adapter

GROUP: U1


Size [mm]	*	Code			UM
14 G $\frac{3}{4}$ "		2510271002	10	150	pc.
16 G $\frac{3}{4}$ "		2510271003	10	150	pc.
20 G $\frac{3}{4}$ "		2510271004	10	150	pc.

Note:

ultraLINE PERTAL² pipes require calibration and chamfering before fitting the adapter.



Accessories



Metal bent mounting plate for dry screed wallplate elbows

GROUP: A

Spacing (L) [mm]	*	Code			UM
80, 100, 150		1700210025	1	30	pc.

Plate total length 436 mm, width 60 mm, bend 42 mm.

Note:

It allows wall elbows and wall tees to be installed with a bracket on the wall, in wall grooves and drywall. The plate is sold with a set of screws (6 pcs.) for fixing elbows and wall tees.




Bent mounting plate

GROUP: A

Spacing (L) [mm]	*	Code			UM
N 100		1700210027	1	30	pc.

Plate total length 383 mm, width 60 mm, bend 42 mm.



Double metal mounting plate

GROUP: A

Spacing (L) [mm]	*	Code			UM
80, 150		1700210014	1	42	pc.

Plate total length 210 mm, width 55 mm, depth 9 mm.

Note:

It allows wall elbows and wall tees with a nut or mounting bolt to be installed on the wall, in wall grooves and drywall. Screws for mounting tap connections included (6 pcs.).

Tools

Battery tool set - expander and sliding-sleeve tool + ultraLINE AL 16-25 heads

GROUP: K

Range [mm]	*	Code		UM
16-25		1967267031	1	pc.

Each set includes:

- 1967267022 - Battery sliding sleeve tool
- 1967267023 - Battery for battery-powered tools - 3 pcs.
- 1967267024 - Charger for battery-powered tools
- 1967267025 - Battery expander
- 1941267096 - Expander lubricant
- 1967113004 - ultraLINE AL - 16×2,2 expanding head
- 1967113005 - ultraLINE AL - 20×2,8 expanding head
- 1967113006 - ultraLINE AL - 25×2,5 expanding head
- 1967267004 - Set of forks for sliding sleeve - 16
- 1967267005 - Set of forks for sliding sleeve - 20
- 1967267006 - Set of forks for sliding sleeve - 25
- 1967267000 - Pipe cutter 14-25
- 1967267021 - Calibrator - 14-16-20
- tool case



Battery tool set - expander and sliding sleeve tool + ultraLINE PE 16-20 and ultraLINE AL. 25 heads

GROUP: K

Range [mm]	*	Code		UM
16-25		1967267032	1	pc.

Each set includes:

- 1967267022 - Battery sliding sleeve tool
- 1967267023 - Battery for battery-powered tools - 3 pcs.
- 1967267024 - Charger for battery-powered tools
- 1967267025 - Battery expander
- 1941267096 - Expander lubricant
- 1967113004 - ultraLINE PE - 16×2,2 expanding head
- 1967113005 - ultraLINE PE - 20×2,8 expanding head
- 1967113006 - ultraLINE AL - 25×2,5 expanding head
- 1967267004 - Set of forks for sliding sleeve - 16
- 1967267005 - Set of forks for sliding sleeve - 20
- 1967267006 - Set of forks for sliding sleeve - 25
- 1967267000 - Pipe cutter 14-25
- tool case



Battery tool set - expander and sliding sleeve tool

GROUP: K

Range [mm]	*	Code		UM
16-25		1967267026	1	pc.

Each set includes:

- 1967267022 - Battery sliding sleeve tool
- 1967267023 - Battery for battery-powered tools - 3 pcs.
- 1967267024 - Charger for battery-powered tools
- 1967267025 - Battery expander
- 1941267096 - Expander lubricant
- 1967267000 - Pipe shears 14-25
- 1933267029 - Pipe shears 14-32
- tool case

Expanding heads and forks must be completed separately.



Tool set - expander and battery sliding sleeve sleeve tool

GROUP: K

Range [mm]	*	Code		UM
14-32		1967267012	1	pc.

Each set includes:

- 1967267022 - Battery sliding sleeve tool
- 1967267023 - Battery for battery-powered tools - 2 pcs.
- 1967267024 - Charger for battery-powered tools
- 1967267002 - Expander
- 1941267096 - Expander lubricant
- 1967267000 - Pipe cutter 14-25
- 1933267029 - Pipe cutter 14-32
- tool case

Expanding heads and forks must be completed separately.



 coil  bar  pipes in tube  bag  carton box  pallet  new  available soon

* custom-made - lead time max 4 weeks | ** availability as agreed | *** while stock lasts



Charger for battery tools

GROUP: K

Version	*	Code		UM
LGML1 ~230 V / 10,8V DC		1967267024	1	pc.



Battery for battery tools

GROUP: K

Version	*	Code		UM
RAML1 Li-Ion 10,8V 1,5Ah		1967267023	1	pc.



Manual tool set - expander and chain sliding sleeve tool

GROUP: K

Range [mm]	*	Code		UM
14-32		1967267016	1	pc.

Each set includes:

- 1938267085 - Chain sliding sleeve tool
- 1967267002 - Expander
- 1941267096 - Expander lubricant
- 1967267000 - Pipe cutter 14-25
- 1933267029 - Pipe cutter 14-32
- tool case

Expanding heads and forks must be completed separately.



Manual tool set - expander and adapter

GROUP: K

Range [mm]	*	Code		UM
14-32		1967267017	1	pc.

Each set includes:

- 1967267015 - Adapter for radial press tools
- 1967267002 - Expander
- 1941267096 - Expander lubricant
- 1967267000 - Pipe cutter 14-25
- 1933267029 - Pipe cutter 14-32
- tool case

Expanding heads and forks must be completed separately.



Expander

GROUP: K

Range [mm]	*	Code		UM
14-32		1967267001	1	pc.

coil bar pipes in tube bag carton box pallet **N** new **i** available soon

* custom-made - lead time max 4 weeks | ** availability as agreed | *** while stock lasts

Expanding head PE


GROUP: K

Size [mm]	*	Code		UM
14×2,0		1967113000	1	pc.
16×2,2		1967113001	1	pc.
20×2,8		1967113002	1	pc.



Expanding head AL


GROUP: K

Size [mm]	*	Code		UM
14×2,0		1967113003	1	pc.
16×2,2		1967113004	1	pc.
20×2,8		1967113005	1	pc.
25×2,5		1967113006	1	pc.
32×3,0		1967113007	1	pc.



Set of forks for sliding sleeve

GROUP: K

Size [mm]	*	Code		UM
14×2,0		1967267003	1	pc.
16×2,2		1967267004	1	pc.
20×2,8		1967267005	1	pc.
25×2,5		1967267006	1	pc.
32×3,0		1967267007	1	pc.



Set of double forks for hydraulic sliding sleeve tool

GROUP: K

Size [mm]	*	Code		UM
14-16		1967267008	1	set
16-20		1967267009	1	set
25-32		1967267010	1	set

Note:
Double forks enable conversion of Push hydraulic foot push tools for working with ultraLINE elements.
The set includes a long and short fork.



Locking pin for double forks

GROUP: K

	*	Code		UM
		1967267050	1	pc.

Note:
To retool a Push hydraulic foot push tool use one protective pin for double push forks.





Adapter for press tools

GROUP: K

	*	Code		UM
		1967267015	1	pc.

Note:

The adapter is compatible with REMS, ROTHENBERGER, KAN-therm AC ECO, AC 3000, DC 4000 press tools.



Cutter for pipes

GROUP: K

Range [mm]	*	Code		UM
16-40		1933267029	1	pc.



Cutter for pipes

GROUP: K

Range [mm]	*	Code		UM
14-25		1967267000	1	pc.



Cutter blade for pipes

GROUP: K

	*	Code		UM
		1967267019	1	pc.

Note:

Cutter service element 1967267000.



Pipe calibrator

GROUP: K



Size [mm]	*	Code		UM
14-16-20		1967267021	1	pc.

coil bar pipes in tube bag carton box pallet **N** new available soon

* custom-made - lead time max 4 weeks | ** availability as agreed | *** while stock lasts

External spring for bending pipes

GROUP: K

Size [mm]	*	Code			UM
14	*	1936267079	1	60	pc.
16		1936267081	1	60	pc.
20		1936267086	1	40	pc.
25-26		1936267088	1	25	pc.

Note:

The external spring works with PERTAL² and PERTAL pipes.



 coil
  bar
  pipes in tube
  bag
  carton box
  pallet
  new
  available soon

* custom-made - lead time max 4 weeks | ** availability as agreed | *** while stock lasts



Install your **future**

THE PRODUCTS WITH THE LABEL KAN-therm ARE DISTRIBUTED TO 68 COUNTRIES IN THE WORLD.

The distribution network covers Europe, a large part of Asia and also reaches Africa and America.














KAN-therm Middle East FZE

Dubai Silicon Oasis
DSO – HQ : B wing
tel. +971 50846 1943
e-mail: ae@kan-therm.com

www.kan-therm.com

Multisystem **KAN-therm**

Complete multipurpose installation system consisting of state-of-the-art, mutually complementary technical solutions for pipe water distribution installations, heating installations, as well as technological and fire extinguishing installations.

ultraLINE	
Push	
ultraPRESS	
PP	
Steel	
Inox	
Groove	
Copper, Copper Gas	
Sprinkler	
Surface heating and cooling, automation	
Football Stadium installations	
Cabinets and manifolds	